

# BODAS Controllers RC Series 30 Interconnection Kits

**RA 95475**

Edition: 12.2015



## Features

- ▶ Connector kits for RC (Series-30)
- ▶ Connector kit for the RC4-5
- ▶ Pre-assembled wire kits (Series-30)
- ▶ Pre-assembled wire kits RC4-5
- ▶ Contact kits for the RC (Series-30)
- ▶ Contact kit for the RC4-5
- ▶ Bosch assembly tools

## Overview of contents

|                      |   |
|----------------------|---|
| Features             | 1 |
| Description          | 2 |
| Ordering information | 3 |
| Optional tools       | 6 |

## **Description**

BODAS Interconnection Kits are designed to help you quickly and easily realize prototypes with Rexroth Controllers (Series-30).

There are three types of kits provided – Connector, Wire, Contacts.

The Connector Kits listed in this document include all plastic pieces needed to assemble the Bosch connector for use with the controllers.



The Wire Kits listed in this document come in sets of standard lengths and colors. The kits come pre-terminated on both ends of the wire, allowing their use as either one long, or two shorter wires.

The Contact Kits allow you the freedom to use your own wire and include both the smaller pins for signal wires, as well as larger pins for power and ground wires. Assembly tools needed for these kits are available from their distributor:


Chief Enterprises  
Call 1-800-831-7294  
Or email at [sales@chiefent.com](mailto:sales@chiefent.com)

## Ordering information

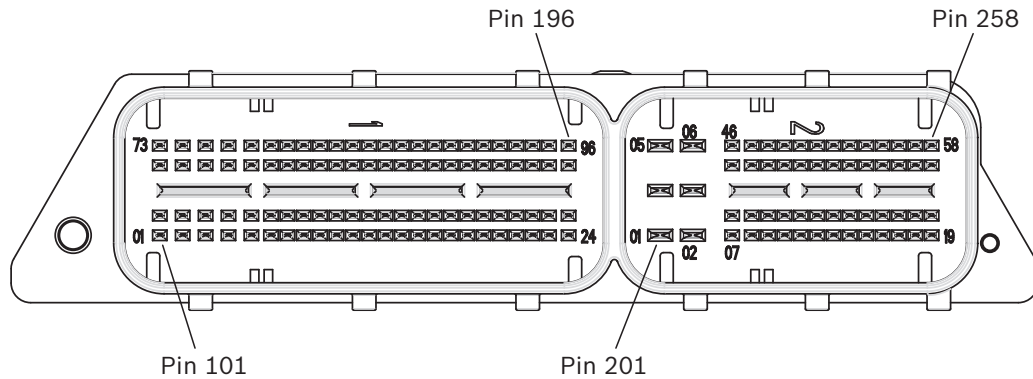
### Connection kits (Series 30 controllers, except RC4-5)

| Designation  | Description                             | Controller                               | Options  | Material No.      |
|--|---|--|--|-------------------|
| <b>BCK1-96-L</b><br>  | 96 pin carrier,<br>pin lock, pin cover  | RC12-10<br>RC20-10<br>RC28-14<br>RC36-20 | BCK1-96-CONTACTS<br><br>BWK1-SIGNAL                              | <b>R978730365</b> |
| <b>BCK1-58-R</b><br> | 58 pin carrier,<br>pin locks, pin cover | RC12-10<br>RC20-10<br>RC28-14<br>RC36-20 | BCK1-58-CONTACTS<br><br>BWK1-SIGNAL<br>BWK2-POWER<br>BWK2-GROUND | <b>R978730366</b> |

### Connector kits (Series 30 controller, RC4-5)

| Designation   | Description   | Controller | Options  | Material No.      |
|---|---|------------|--|-------------------|
| <b>BCK2-56-R</b><br> | 56 pin carrier,<br>pin locks, pin cover,<br>holding plate | RC4-5      | BCK2-56-CONTACTS<br><br>BWK3-SIGNAL<br>BWK4-POWER<br>BWK4-GROUND | <b>R978730367</b> |

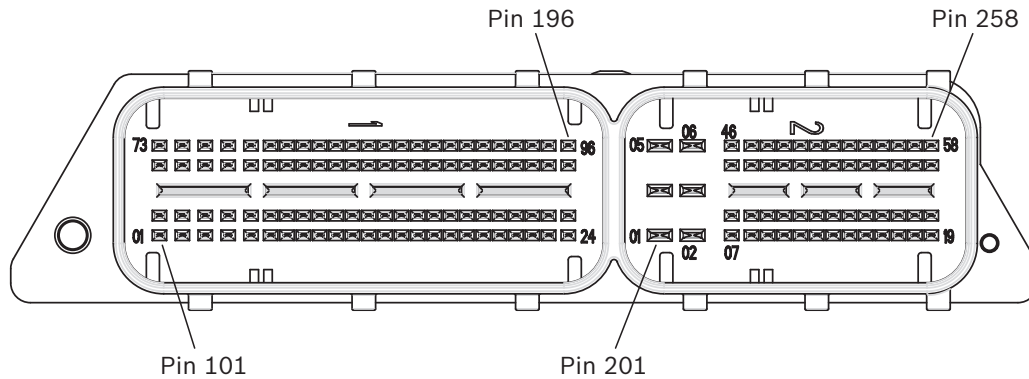
## Ordering information





## Wire kits (Series 30 controllers, except RC4-5)

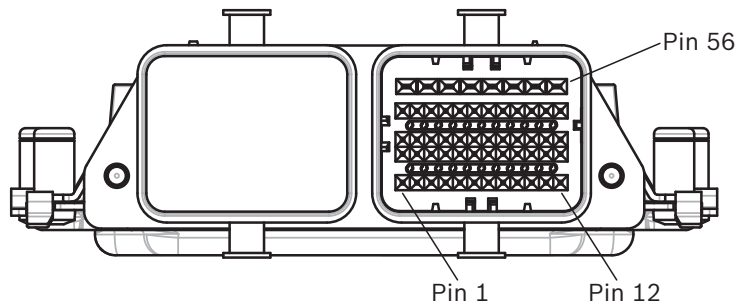
| Designation   | Designation     | Description   | Wire Gauge | Length (meter) | Qty. | Material No.      |
|---|-----------------|---|------------|----------------|------|-------------------|
|   | BWK1-18-2-10BK  | Signal Wire :<br>PINS <b>101-196</b> , and <b>207-258</b> | 18         | 2              | 10   | <b>R978730358</b> |
|   | BWK1-18-5-10BK  | Signal Wire :<br>PINS <b>101-196</b> , and <b>207-258</b> | 18         | 5              | 10   | <b>R978730736</b> |
|   | BWK1-18-10-10BK | Signal Wire :<br>PINS <b>101-196</b> , and <b>207-258</b> | 18         | 10             | 10   | <b>R978730737</b> |
|  | BWK2-16-2-1BK   | Ground Wire :<br>PIN <b>202</b>                           | 16         | 2              | 1    | <b>R978730656</b> |
|   | BWK2-16-5-1BK   | Ground Wire :<br>PIN <b>202</b>                           | 16         | 5              | 1    | <b>R978730738</b> |
|   | BWK2-16-10-1BK  | Ground Wire :<br>PIN <b>202</b>                           | 16         | 10             | 1    | <b>R978730740</b> |
|  | BWK2-16-2-3RD   | Power Wire :<br>PIN <b>201</b> , <b>203-206</b>           | 16         | 2              | 3    | <b>R978730360</b> |
|   | BWK2-16-5-3RD   | Power Wire :<br>PIN <b>201</b> , <b>203-206</b>           | 16         | 5              | 3    | <b>R978730739</b> |
|   | BWK2-16-10-3RD  | Power Wire :<br>PIN <b>201</b> , <b>203-206</b>           | 16         | 10             | 3    | <b>R978730741</b> |



## Ordering information



### Contact kits (Series 30 controllers, except RC4-5)

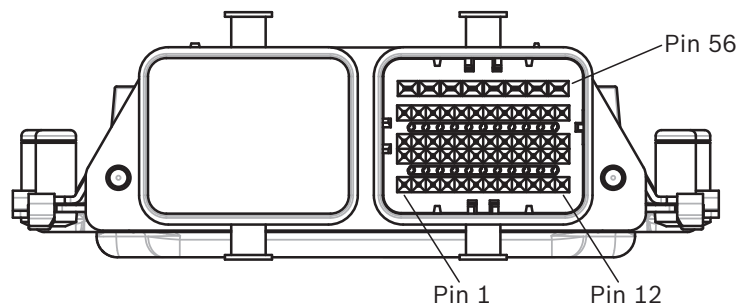
| Designation   |                  | Description  | Connector | Material No.      |
|---|------------------|--|-----------|-------------------|
|   | BCK1-96-CONTACTS | 96 un-crimped pins for Series-30 controller connector (except RC4-5)                           | BCK1-96-L | <b>R978057363</b> |
|  | BCK1-58-CONTACTS | 58 un-crimped pins for Series-30 controller connector (except RC4-5)<br><br>Includes PWR & GND | BCK1-58-R | <b>R978057364</b> |

**Ordering information****Wire kits (Series 30 controllers, RC4-5)**


| Designation   | Designation     | Description                 | Wire Gauge | Length (meter) | Qty. | Material No.      |
|---|-----------------|-----------------------------|------------|----------------|------|-------------------|
|   | BWK3-18-2-10BK  | Signal Wire :<br>PINS 1-48  | 18         | 2              | 10   | <b>R978730362</b> |
|   | BWK3-18-5-10BK  | Signal Wire :<br>PINS 1-48  | 18         | 5              | 10   | <b>R978730743</b> |
|   | BWK3-18-10-10BK | Signal Wire :<br>PINS 1-48  | 18         | 10             | 10   | <b>R978730745</b> |
|  | BWK4-18-2-4BK   | Signal Wire :<br>PINS 53-56 | 18         | 2              | 4    | <b>R978730742</b> |
|   | BWK4-18-5-4BK   | Signal Wire :<br>PINS 53-56 | 18         | 5              | 4    | <b>R978730363</b> |
|   | BWK4-18-10-4BK  | Signal Wire :<br>PINS 53-56 | 18         | 10             | 4    | <b>R978730744</b> |

*Continued on next page.*


## Ordering information



### Wire kits (Series 30 controllers, RC4-5)

| Designation  | Designation       | Description   | Wire Gauge   | Length (meter) | Qty.       | Material No.      |
|--|-------------------|---|--------------|----------------|------------|-------------------|
|  | BWK4-18-2-4BK2RD  | Ground Wire :<br>PINS 51-52<br><br>Power Wire :<br>PINS 49-50 | 18<br><br>18 | 2<br><br>2     | 4<br><br>2 | <b>R978730746</b> |
|  | BWK4-18-5-4BK2RD  | Ground Wire :<br>PINS 51-52<br><br>Power Wire :<br>PINS 49-50 | 18<br><br>18 | 5<br><br>5     | 4<br><br>2 | <b>R978730364</b> |
|  | BWK4-18-10-4BK2RD | Ground Wire :<br>PINS 51-52<br><br>Power Wire :<br>PINS 49-50 | 18<br><br>18 | 10<br><br>10   | 4<br><br>2 | <b>R978730747</b> |

### Contact kits (Series 30 controller, RC4-5)

| Designation   |                  | Description   | Connector | Material No.      |
|---|------------------|---|-----------|-------------------|
|  | BCK2-56-CONTACTS | 56 un-crimped pins for RC4-5 Series-30 controller connector<br><br>Includes PWR & GND | BCK2-56-R | <b>R978057365</b> |

**Optional tools**

|   |   |
|---|---|
|    | <p>BOSCH Crimp Tool<br/>(Matrix 1.2) contacts<br/>Part# <b>1 928 498 162</b></p>      |
|    | <p>BOSCH Extraction Tool<br/>(Matrix 1.2) contacts<br/>Part# <b>1 928 498 167</b></p> |
|  | <p>BOSCH Crimp Tool<br/>(BDK 2.8) contacts<br/>Part# <b>1 928 498 212</b></p>         |
|  | <p>BOSCH Extraction Tool<br/>(BDK 2.8) contacts<br/>Part# <b>1 928 498 218</b></p>    |

**Bosch Rexroth Corp.**  
 Hydraulics  
 8 Southchase Court  
 Fountain Inn, SC 29644-9018  
 U.S.A.  
 Telephone (864) 967-2777  
 Facsimile (864) 967-8900  
[www.boschrexroth-us.com](http://www.boschrexroth-us.com)

© All rights reserved Bosch Rexroth Corp. This document, as well as the data, specifications and other information set forth in it, are the exclusive property of Bosch Rexroth Corp. It may not be reproduced or given to third parties without its consent.  
 The data specified above only serve to describe the product. No statements concerning a certain condition or suitability for a certain application can be derived from our information. The information given does not release the user from the obligation of own judgment and verification. It must be remembered that our products are subject to a natural process of wear and aging.