

BODAS Node Kits

USH00036

Edition: 06.2015



Features

- ▶ CAN Node cable (un-terminated)
- ▶ CAN Node cable (S30, not RC4-5)
- ▶ CAN Node cable (S30, RC4-5)
- ▶ CAN Node cable (DI-3 display)
- ▶ CAN Extension cable (2, 5, 10ft.)
- ▶ CAN Termination Kit
- ▶ CAN to Bodas-service Cable
- ▶ DI3 Display power/ground Cables

Overview of contents

Description	2
Ordering Information	2-4

Description

BODAS Node Kits are designed to help you quickly and easily realize prototypes with Rexroth Controllers (Series-30).

There are five types of node kits provided (CAN, Extension, Termination, Service), and also a DI3 (PWR/GND) node kit.

The **CAN-Node Kits** listed in this document include the connector and wires needed to connect to the Bosch connector, and communicate via CAN with the Rexroth controllers.


The **CAN-Node Extension Kits** listed in this document come in four different lengths and can be used in conjunction with the CAN-Node Kits to extend the length of the CAN cable.

The **CAN-Node Termination Kit** listed in this document include several standard items used in terminating the CAN-bus, both male and female, as well as a splitter in order to accommodate the above Node and Extension Kits.


The **CAN-Node Service Kit** listed in this document include the connector and wires needed to connect the CAN-bus with a CAN-USB adapter (Rexroth part number R902602780 – sold separately) for use with the Bodas-service tool.

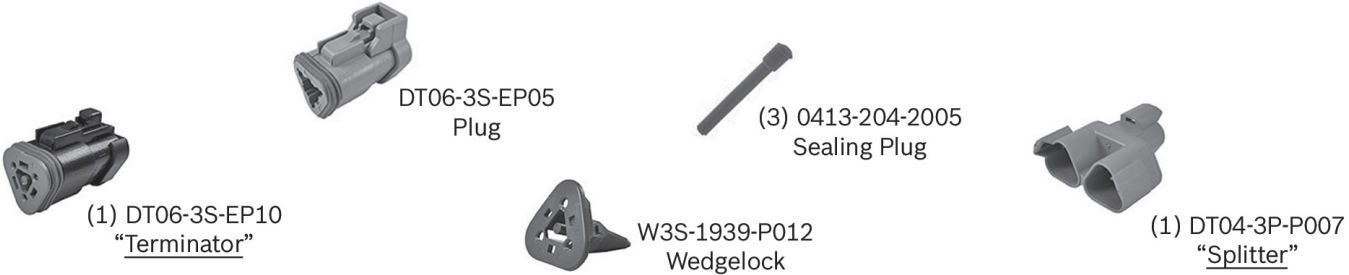
The **DI3 (PWR/GND) Node Kit** listed in this document include the two additional wires needed to supply power and ground to the NODE_CAN-5 cable for the Rexroth DI-3 display.


Ordering information

CAN-Node Kit				
				
Designation	Description	Length	Series	Material No.
NODE_CAN-0	Un-terminated	2 ft.		R978058208
NODE_CAN-1	Matrix 1.2	2 ft.	30 (not RC4-5)	R978058209
NODE_CAN-3	BCB 0.6	2 ft.	30 (RC4-5 only)	R978058210
NODE_CAN-5	DT04-3S	2 ft.	10, 11 (DI-3)	R978058211


Ordering information

CAN-Node Extension Kit				
				
Designation	Description	Length	Series	Material No.
NODE_EXT2	3 Pin Deutsch	2 ft.	SAE J1939/11	R978058213
NODE_EXT5	3 Pin Deutsch	5 ft.	SAE J1939/11	R978058214
NODE_EXT10	3 Pin Deutsch	10 ft.	SAE J1939/11	R978058215

CAN-Node Termination Kit			
			
Designation	Description	Connector	Material No.
NODE_KIT	SAE J1939/11	Deutsch	R978058299

CAN-Node Service Kit			
			
Designation	Description	Connector	Material No.
NODE_SERVICE	SAE J1939/11	9 Pin-D to 3 Pin Deutsch	R978058300

Ordering information

DI3 (Pwr/Gnd) Node Kit			
			
Designation	Description	Connector	Material No.
NODE_DI3-PWR-GND	Crimped Red/Blk Wires	Deutsch	R978058212

Bosch Rexroth Corp.

Hydraulics
 8 Southchase Court
 Fountain Inn, SC 29644-9018
 U.S.A.
 Telephone (864) 967-2777
 Facsimile (864) 967-8900
www.boschrexroth-us.com

© All rights reserved Bosch Rexroth Corp. This document, as well as the data, specifications and other information set forth in it, are the exclusive property of Bosch Rexroth Corp. It may not be reproduced or given to third parties with its consent.

The data specified above only serve to describe the product. No statements concerning a certain condition or suitability for a certain application can be derived from our information. The information given does not release the user from the obligation of own judgment and verification. It must be remembered that our products are subject to a natural process of wear and aging.